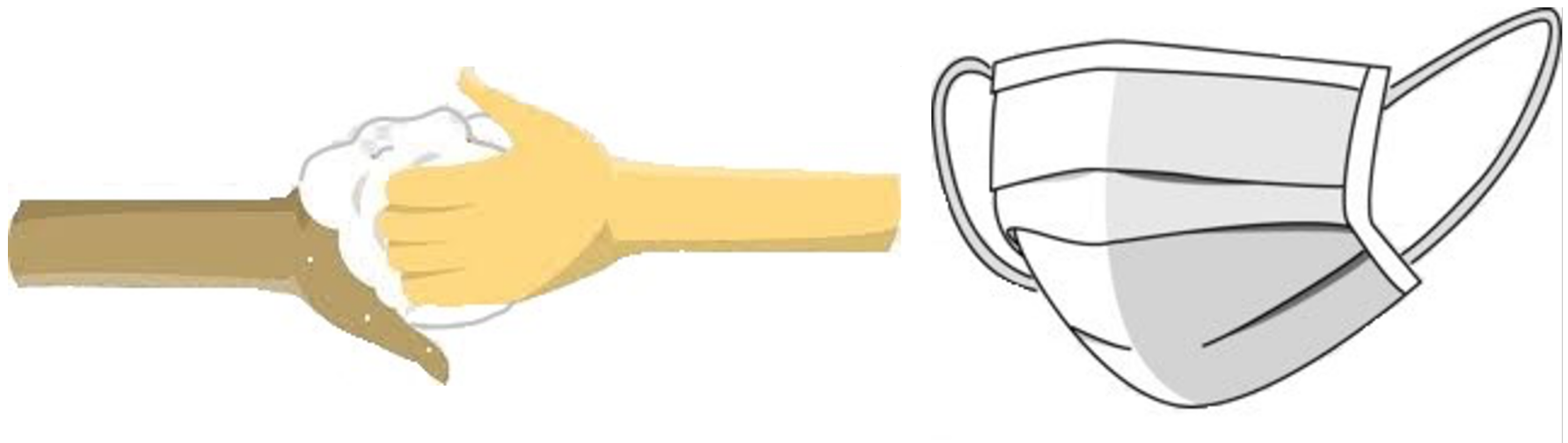


Scanning Probe Procedures to Protect Users and Staff from Covid Infection



Initial _____

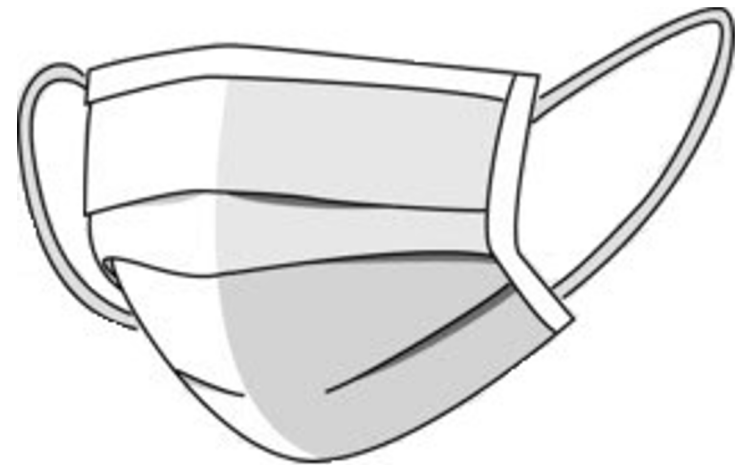

Wash your hands before entering



- Use the restroom on the lower level.
- Tear off an extra piece of paper towel to grasp the door handles.

Initial _____

You Are *Required* to Wear a Facemask at All Times to Reduce the Spread of Droplets

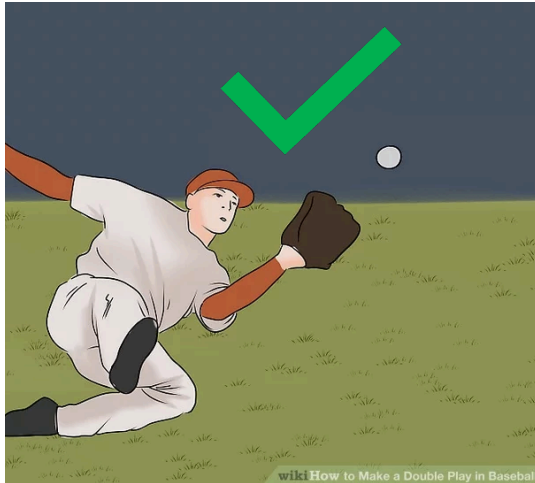


You will be provided with an appropriate facemask for use in the instrument rooms.

Initial _____

Gloves required in the labs

- We'll have a selection of sizes S-M-L-XL (maybe not all four sizes right away) for you.
- Put them on as you enter and remove them on your way out.



Initial _____

Wipe down before and after

Each lab will have either prepared disinfectant wipers or dry wipes and alcohol spray bottle. (70% isopropanol).

Wipe the desktop, keyboard, mouse, and relevant knobs / switches on the instrument.

Leave the desktops and countertops clean and bare so housekeeping can get all the work surfaces during their daily cleanings.



Initial _____

Occupancy limits



Work solo—one person per lab. If you need assistance call or email 215-746-2373, mbrukman@seas.upenn.edu

Splashtop SOS is installed on the lab computers with a shortcut on the desktop. Run the program and it will generate a 9-digit code. Contact me with the code so I can see and control your screen.

Lower level occupancy limits mean you might not be able to reserve an instrument if other labs will already be in use.

Name _____ Date _____ Signature _____